

DEREK RAPIER
County Administrator
(928) 865-2072

BIANCA FIGUEROA
Clerk of the Board
(928) 865-2072

FACSIMILE (928) 865-9332



DAVID GOMEZ
District 1

RON CAMPBELL
District 2

RICHARD LUNT
District 3


BOARD OF SUPERVISORS
P.O. BOX 908
253 5TH STREET
CLIFTON, AZ 85533

STATE OF ARIZONA)
) ss **CERTIFICATION**
COUNTY OF GREENLEE)

I, Bianca Figueroa, Clerk of the Board of Supervisors, County of Greenlee, State of Arizona, do hereby certify that the attached document is a true and correct copy of the Official Returns for the 2022 General Election held on November 8, 2022.

IN WITNESS WHEREOF, I have hereunto set my hand and affixed the Official Seal.

Done at Clifton, Arizona, this 22nd day of November, 2022.



Bianca Figueroa
Clerk of the Board of Supervisors
Greenlee County



Superintendent of Public Instruction

FINERD, PATRICK

REP

Total Votes

0

State Mine Inspector

DI GENOVA, TRISTA "TRISTA"

DEM

8

Corporation Commissioner

Gibson, Christina

NON


1

Constable Precinct 2

Haught, Tom

26

IN WITNESS WHEREOF, I have hereunto set my hand and affixed the Official Seal of Greenlee County, Arizona, this 22nd day of November 2022, at Clifton, Arizona.



Bianca Figueroa
Clerk of the Board of Supervisors
Greenlee County

STATISTICS				
	TOTAL	Election Day	Early Vote	Provisional
Registered Voters - Total	4,669			
Ballots Cast - Total	2,487	734	1,746	7
Voter Turnout - Total	53.27%			

U.S. Senator
 Vote For 1

	TOTAL	VOTE %	Election Day	Early Vote	Provisional
REP MASTERS, BLAKE	1,392	56.49%	554	833	5
DEM KELLY, MARK	970	39.37%	152	816	2
LBT VICTOR, MARC J.	100	4.06%	25	75	0
Write-In Totals	2	0.08%	1	1	0
Not Assigned	2	0.08%	1	1	0
Contest Totals	2,487		734	1,746	7

U.S. Representative in Congress Dist. 6
 Vote For 1

	TOTAL	VOTE %	Election Day	Early Vote	Provisional
REP CISCOMANI, JUAN	1,540	63.56%	594	941	5
DEM ENGEL, KIRSTEN	878	36.24%	128	748	2
Write-In Totals	5	0.21%	2	3	0
Not Assigned	5	0.21%	2	3	0
Contest Totals	2,487		734	1,746	7

Governor
 Vote For 1

	TOTAL	VOTE %	Election Day	Early Vote	Provisional
REP LAKE, KARI	1,526	62.23%	589	932	5
DEM HOBBS, KATIE	920	37.52%	132	786	2
Write-In Totals	6	0.24%	2	4	0
Not Assigned	6	0.24%	2	4	0
Contest Totals	2,480		727	1,746	7

State Senator Dist. 19
 Vote For 1

	TOTAL	VOTE %	Election Day	Early Vote	Provisional
REP GOWAN, DAVID	1,839	98.03%	673	1,161	5
Write-In Totals	37	1.97%	13	24	0
Not Assigned	37	1.97%	13	24	0
Contest Totals	2,480		727	1,746	7

State Representative Dist. 19
 Vote For 2

	TOTAL	VOTE %	Election Day	Early Vote	Provisional
REP DIAZ, LUPE	1,414	37.22%	593	816	5
REP GRIFFIN, GAIL	1,457	38.35%	587	865	5
DEM CLARK, SANDA	908	23.90%	140	766	2
Write-In Totals	20	0.53%	10	10	0
Not Assigned	20	0.53%	10	10	0
Contest Totals	4,960		1,454	3,492	14

Secretary of State
 Vote For 1

	TOTAL	VOTE %	Election Day	Early Vote	Provisional
REP FINCHEM, MARK	1,429	59.25%	561	863	5
DEM FONTES, ADRIAN	978	40.55%	153	823	2
Write-In Totals	5	0.21%	2	3	0
Not Assigned	5	0.21%	2	3	0
Contest Totals	2,480		727	1,746	7

Attorney General
 Vote For 1

	TOTAL	VOTE %	Election Day	Early Vote	Provisional
REP HAMADEH, ABRAHAM "ABE"	1,462	60.74%	574	883	5
DEM MAYES, KRIS	938	38.97%	140	796	2
Write-In Totals	7	0.29%	1	6	0
Write-In: Severson, Samantha	2	0.08%	0	2	0
Not Assigned	5	0.21%	1	4	0
Contest Totals	2,480		727	1,746	7

State Treasurer
 Vote For 1

	TOTAL	VOTE %	Election Day	Early Vote	Provisional
REP YEE, KIMBERLY	1,545	64.32%	588	951	6
DEM QUEZADA, MARTÍN	853	35.51%	129	723	1
Write-In Totals	4	0.17%	0	4	0
Not Assigned	4	0.17%	0	4	0
Contest Totals	2,480		727	1,746	7

Superintendent of Public Instruction
 Vote For 1

	TOTAL	VOTE %	Election Day	Early Vote	Provisional
REP HORNE, TOM	1,465	60.79%	574	886	5
DEM HOFFMAN, KATHY	941	39.05%	139	800	2
Write-In Totals	4	0.17%	1	3	0
Not Assigned	4	0.17%	1	3	0
Contest Totals	2,480		727	1,746	7

State Mine Inspector

Vote For 1

	TOTAL	VOTE %	Election Day	Early Vote	Provisional
REP MARSH, PAUL	1,892	98.23%	672	1,215	5
Write-In Totals	34	1.77%	9	25	0
Write-In: di Genova, Trista ""Trista""	8	0.42%	1	7	0
Not Assigned	26	1.35%	8	18	0
Contest Totals	2,480		727	1,746	7

Corporation Commissioner

Vote For 2

	TOTAL	VOTE %	Election Day	Early Vote	Provisional
REP MYERS, NICHOLAS "NICK"	1,391	31.46%	556	830	5
REP THOMPSON, KEVIN	1,393	31.50%	565	823	5
DEM KENNEDY, SANDRA	886	20.04%	137	747	2
DEM KUBY, LAUREN	742	16.78%	110	630	2
Write-In Totals	10	0.23%	4	6	0
Write-In: Gibson, Christina	1	0.02%	1	0	0
Not Assigned	9	0.20%	3	6	0
Contest Totals	4,960		1,454	3,492	14

County Attorney

Vote For 1

	TOTAL	VOTE %	Election Day	Early Vote	Provisional
IND ADAMS, SCOTT R.	1,965	98.74%	643	1,317	5
Write-In Totals	25	1.26%	11	14	0
Not Assigned	25	1.26%	11	14	0
Contest Totals	2,480		727	1,746	7

Clerk of the Superior Court

Vote For 1

	TOTAL	VOTE %	Election Day	Early Vote	Provisional
DEM MONTOYA, MADELINE	1,867	95.69%	548	1,313	6
Write-In Totals	84	4.31%	45	38	1
Not Assigned	84	4.31%	45	38	1
Contest Totals	2,480		727	1,746	7

Justice of the Peace 1

Vote For 1

	TOTAL	VOTE %	Election Day	Early Vote	Provisional
IND GUERENA, RICARDO	573	40.72%	189	382	2
IND NABOR, GRACE	826	58.71%	244	580	2
Write-In Totals	8	0.57%	4	4	0
Not Assigned	8	0.57%	4	4	0
Contest Totals	1,491		451	1,036	4

Justice of the Peace 2

Vote For 1

	TOTAL	VOTE %	Election Day	Early Vote	Provisional
IND SMITH, KAREN	851	98.50%	255	593	3
Write-In Totals	13	1.50%	5	8	0
Not Assigned	13	1.50%	5	8	0
Contest Totals	989		276	710	3

Constable Precinct 1
 Vote For 1

	TOTAL	VOTE %	Election Day	Early Vote	Provisional
IND ARMSTRONG, JOHN C.	644	47.25%	232	410	2
IND NABOR, MANUEL	706	51.80%	194	510	2
Write-In Totals	13	0.95%	6	7	0
Not Assigned	13	0.95%	6	7	0
Contest Totals	1,491		451	1,036	4

Constable Precinct 2
 Vote For 1

	TOTAL	VOTE %	Election Day	Early Vote	Provisional
Write-In Totals	126	100.00%	84	42	0
Write-In: Haught, Tom	26	20.63%	15	11	0
Not Assigned	100	79.37%	69	31	0
Contest Totals	989		276	710	3

Justice BEENE
 Vote For 1

	TOTAL	VOTE %	Election Day	Early Vote	Provisional
YES	1,629	78.20%	522	1,103	4
NO	454	21.80%	150	302	2
Contest Totals	2,480		727	1,746	7

Justice MONTGOMERY
 Vote For 1

	TOTAL	VOTE %	Election Day	Early Vote	Provisional
YES	1,540	74.58%	521	1,015	4
NO	525	25.42%	146	377	2
Contest Totals	2,480		727	1,746	7

Justice TIMMER
 Vote For 1

	TOTAL	VOTE %	Election Day	Early Vote	Provisional
YES	1,618	78.81%	523	1,091	4
NO	435	21.19%	139	294	2
Contest Totals	2,480		727	1,746	7

Judge of Superior Court
 Vote For 1

	TOTAL	VOTE %	Election Day	Early Vote	Provisional
FORD, JEREMY	1,787	97.81%	633	1,150	4
Write-In Totals	40	2.19%	15	24	1
Not Assigned	40	2.19%	15	24	1
Contest Totals	2,480		727	1,746	7

Board Member MUSD #18
 Vote For 2

	TOTAL	VOTE %	Election Day	Early Vote	Provisional
BAKER, KELLY	878	38.53%	307	570	1
CAMPBELL, RON	737	32.34%	272	463	2
DORRELL, LAURA	653	28.65%	198	454	1
Write-In Totals	11	0.48%	6	5	0
Not Assigned	11	0.48%	6	5	0
Contest Totals	2,840		882	1,950	8

PROPOSITION 128
 Vote For 1

	TOTAL	VOTE %	Election Day	Early Vote	Provisional
YES	746	31.41%	255	491	0
NO	1,629	68.59%	454	1,169	6
Contest Totals	2,480		727	1,746	7

PROPOSITION 129

Vote For 1

	TOTAL	VOTE %	Election Day	Early Vote	Provisional
YES	1,253	53.16%	395	855	3
NO	1,104	46.84%	305	796	3
Contest Totals	2,480		727	1,746	7

PROPOSITION 130

Vote For 1

	TOTAL	VOTE %	Election Day	Early Vote	Provisional
YES	1,302	54.80%	400	900	2
NO	1,074	45.20%	305	765	4
Contest Totals	2,480		727	1,746	7

PROPOSITION 131

Vote For 1

	TOTAL	VOTE %	Election Day	Early Vote	Provisional
YES	1,016	42.85%	322	692	2
NO	1,355	57.15%	383	968	4
Contest Totals	2,480		727	1,746	7

PROPOSITION 132

Vote For 1

	TOTAL	VOTE %	Election Day	Early Vote	Provisional
YES	1,188	50.17%	411	774	3
NO	1,180	49.83%	293	884	3
Contest Totals	2,480		727	1,746	7

PROPOSITION 209

Vote For 1

	TOTAL	VOTE %	Election Day	Early Vote	Provisional
YES	1,812	75.97%	511	1,296	5
NO	573	24.03%	195	377	1
Contest Totals	2,480		727	1,746	7

PROPOSITION 211

Vote For 1

	TOTAL	VOTE %	Election Day	Early Vote	Provisional
YES	1,733	73.53%	479	1,250	4
NO	624	26.47%	223	399	2
Contest Totals	2,480		727	1,746	7

PROPOSITION 308

Vote For 1

	TOTAL	VOTE %	Election Day	Early Vote	Provisional
YES	1,088	45.64%	222	865	1
NO	1,296	54.36%	487	804	5
Contest Totals	2,480		727	1,746	7

PROPOSITION 309

Vote For 1

	TOTAL	VOTE %	Election Day	Early Vote	Provisional
YES	1,294	54.21%	487	803	4
NO	1,093	45.79%	220	871	2
Contest Totals	2,480		727	1,746	7

PROPOSITION 310

Vote For 1

	TOTAL	VOTE %	Election Day	Early Vote	Provisional
YES	1,208	51.21%	324	881	3
NO	1,151	48.79%	379	769	3
Contest Totals	2,480		727	1,746	7

PROPOSITION 400

Vote For 1

	TOTAL	VOTE %	Election Day	Early Vote	Provisional
YES	1,388	58.64%	378	1,008	2
NO	979	41.36%	325	650	4
Contest Totals	2,480		727	1,746	7

**GREENLEE COUNTY, ARIZONA
2022 GENERAL ELECTION
November 8, 2022
OFFICIAL RESULTS**

ELECTION SUMMARY

	PRECINCT NUMBER								
	1	2	3	4	5	6	7	8	TOTAL
Ballots from Polls	1	4	120	67	206	48	134	154	734
Early Ballots	15	28	351	281	279	61	334	397	1746
Provisional Ballots	0	0	3	0	1	0	1	2	7
Less Rejected Ballots	0	0	0	0	0	0	0	0	0
Total Ballots Counted	16	32	474	348	486	109	469	553	2487
Total Registered Voters	17	35	946	560	1155	299	752	905	4669
Total Percentage Voting	94.12%	91.43%	50.11%	62.14%	42.08%	36.45%	62.37%	61.10%	53.27%

**GREENLEE COUNTY, ARIZONA
2022 GENERAL ELECTION CANVASS
November 8, 2022**

ACCESSIBILITY REPORT

All voting locations are equipped with the Ballot Call System which is placed at handicap parking locations so that voters who need assistance can ring the bell from outside or from their vehicle to request assistance. Curbside voting is available at all voting locations.

Polling Place/Vote Center	Precinct	Accessible Yes/No	# of Registered Voters	Data from On-Site Inspections of Polling Place	Description of Measures Taken to Bring Inaccessible Polling Place Into Compliance
Vote Center 1 - Morenci	All Precincts	Yes	4617	Building is accessible	N/A
Vote Center 2 - Clifton	All Precincts	Yes		Building is accessible	N/A
Vote Center 3 - Duncan	All Precincts	Yes		Building is accessible	N/A
Precinct 1 - Eagle	Precinct 1 only	Yes	17	Building is accessible	N/A
Precinct 2 - Blue	Precinct 2 only	Yes	35	Building is accessible	N/A

**GREENLEE COUNTY, ARIZONA
2022 GENERAL ELECTION CANVASS
November 8, 2022**

POLL WORKER TRAINING REPORT

Precinct/Vote Center	# of Inspectors	# of Marshals	# of Judges	# of Clerks	# of Others (Translators-Troubleshooters)	Total # Trained	# of those trained who are "premium" Board Workers	# of those trained who worked Election Day	Total # of poll workers who worked Election Day	# of ePoll Books used at the Polls	# of Provisional Ballots Counted
Vote Center 1 - Morenci	1	1	2	2	0	4	0	4	6	1	1
Vote Center 2 - Clifton	1	1	2	2	0	3	0	3	6	1	4
Vote Center 3 - Duncan	1	1	2	2	0	3	0	3	6	1	2
Precinct 1 - Eagle	1	0	2	0	0	3	0	3	3	1 - Signature Roster	0
Precinct 2 - Blue	1	0	2	0	0	3	0	3	3	1 - Signature Roster	0

**GREENLEE COUNTY, ARIZONA
2022 GENERAL ELECTION CANVASS
November 8, 2022**

VOTER EDUCATION REPORT

Information	2020	2022
Voter Turnout	76.51%	53.27%
Number of Early Ballots Requested	3386	3041
Number of Early Ballots Voted	2650	1746
Number of Provisional Ballots Voted	27	7
Number of Public Service Announcements	N/A	N/A
Number of Seminars Providing Education	N/A	N/A
Number of Locations Where Voting Equipment is on Public Display	1	1
Length of Time Voting Systems Were on Public Display	30 days	30 days
Number of Voter Education and Voter Outreach Initiatives	0	0


Description of voter education and voter outreach initiatives	Estimated Cost	Participation
None	\$0.00	0


**GREENLEE COUNTY, ARIZONA
2022 GENERAL ELECTION CANVASS
November 8, 2022**

PROVISIONAL BALLOT REPORT

Precinct/Vote Center	Regular Provisional Ballots Received	Conditional Provisional Ballots Received	TOTAL Provisional Ballots Received	Regular Provisional Ballots Tabulated	Conditional Provisional Ballots Tabulated	TOTAL Provisional Ballots Tabulated	SUBTOTAL of Ballots NOT Tabulated	Not Eligible/Wrong Party	Not Registered	Other - Registered after cut-off date	Regular Provisional Ballots Rejected	Conditional Provisional Ballots Rejected	TOTAL Provisional Ballots Rejected
Total All Vote Centers/Polling Places	7	0	7	7	0	7	0	0	0	0	0	0	0


We hereby certify that the above results are true and correct


Richard Lunt, Chairman


Bianca Figueroa, Clerk of the Board


David Gomez, Member

Date: November 22, 2022


Ron Campbell, Member

* Provisional ballot from VC 2- Clifton. Counting Board recieved ballots from Recorder, a single Provisional ballot that was rejected by the Recorder was inadvertently counted by counting board, therefore, the total Provisional ballots cast will be off by one.

	STATISTICS		
	Registered Voters - Total	Ballots Cast - Total	Voter Turnout - Total
001 Eagle	17	16	94.12%
002 Blue	35	32	91.43%
003 Clifton 1	946	474	50.11%
004 Clifton 2	560	348	62.14%
005 Morenci	1,155	486	42.08%
006 East Plantsite	299	109	36.45%
0007 York/Sheldon	752	469	62.37%
008 Duncan	905	553	61.1%
Totals	4,669	2,487	

	U.S. Senator					U.S. Representative in Congress Dist. 6				
	VOTE FOR 1					VOTE FOR 1				
	REP MASTERS, BLAKE	DEM KELLY, MARK	LBT VICTOR, MARC J.	Write-in Totals	Total Votes Cast	REP CISCOMANI, JUAN	DEM ENGEL, KIRSTEN	Write-in Totals	Total Votes Cast	
001 Eagle	16	0	0	0	16	16	0	0	16	
002 Blue	28	4	0	0	32	28	4	0	32	
003 Clifton 1	194	249	24	1	468	224	232	0	456	
004 Clifton 2	138	195	12	0	345	161	177	1	339	
005 Morenci	278	186	18	0	482	305	170	1	476	
006 East Plantsite	71	34	3	0	108	78	28	0	106	
0007 York/Sheldon	297	154	14	0	465	317	138	1	456	
008 Duncan	370	148	29	1	548	411	129	2	542	
Totals	1,392	970	100	2	2,464	1,540	878	5	2,423	

	Governor				State Senator Dist. 19			
	VOTE FOR 1				VOTE FOR 1			
	REP LAKE, KARI	DEM HOBBS, KATIE	Write-in Totals	Total Votes Cast	REP GOWAN, DAVID	Write-in Totals	Total Votes Cast	
001 Eagle	16	0	0	16	15	0	15	
002 Blue	28	4	0	32	30	0	30	
003 Clifton 1	228	235	1	464	302	4	306	
004 Clifton 2	157	188	1	346	212	10	222	
005 Morenci	299	184	0	483	371	14	385	
006 East Plantsite	77	32	0	109	90	1	91	
0007 York/Sheldon	314	140	1	455	354	3	357	
008 Duncan	407	137	3	547	465	5	470	
Totals	1,526	920	6	2,452	1,839	37	1,876	

	State Representative Dist. 19					Secretary of State				
	VOTE FOR 2					VOTE FOR 1				
	REP DIAZ, LUPÉ	REP GRIFFIN, GAIL	DEM CLARK, SANDA	Write-in Totals	Total Votes Cast	REP FINCHEM, MARK	DEM FONTES, ADRIAN	Write-in Totals	Total Votes Cast	
001 Eagle	15	14	1	0	30	15	1	0	16	
002 Blue	23	30	4	0	57	28	4	0	32	
003 Clifton 1	223	199	236	5	663	206	249	1	456	
004 Clifton 2	156	158	178	4	496	146	192	0	338	
005 Morenci	294	284	165	3	746	286	181	1	468	
006 East Plantsite	70	74	34	1	179	71	37	0	108	
0007 York/Sheldon	272	299	149	0	720	295	159	1	455	
008 Duncan	361	399	141	7	908	382	155	2	539	
Totals	1,414	1,457	908	20	3,799	1,429	978	5	2,412	

	Attorney General				State Treasurer			
	VOTE FOR 1				VOTE FOR 1			
	REP HAMADEH, ABRAHAM "ABE"	DEM MAYES, KRIS	Write-in Totals	Total Votes Cast	REP YEE, KIMBERLY	DEM QUEZADA, MARTIN	Write-in Totals	Total Votes Cast
001 Eagle	15	1	0	16	15	1	0	16
002 Blue	28	4	0	32	30	2	0	32
003 Clifton 1	212	240	2	454	224	229	1	454
004 Clifton 2	146	190	1	337	158	176	1	335
005 Morenci	290	181	2	473	307	164	0	471
006 East Plantsite	73	36	0	109	81	27	0	108
0007 York/Sheldon	301	150	0	451	314	135	0	449
008 Duncan	397	136	2	535	416	119	2	537
Totals	1,462	938	7	2,407	1,545	853	4	2,402

	Superintendent of Public Instruction				State Mine Inspector			
	VOTE FOR 1				VOTE FOR 1			
	REP HORNE, TOM	DEM HOFFMAN, KATHY	Write-in Totals	Total Votes Cast	REP MARSH, PAUL	Write-in Totals	Total Votes Cast	
001 Eagle	14	2	0	16	14	0	14	
002 Blue	27	4	0	31	30	0	30	
003 Clifton 1	224	232	1	457	306	6	312	
004 Clifton 2	152	188	0	340	224	9	233	
005 Morenci	292	179	0	471	396	10	406	
006 East Plantsite	77	31	0	108	93	0	93	
0007 York/Sheldon	300	153	0	453	364	3	367	
008 Duncan	379	152	3	534	465	6	471	
Totals	1,465	941	4	2,410	1,892	34	1,926	

	Corporation Commissioner						County Attorney			
	VOTE FOR 2						VOTE FOR 1			
	REP MYERS, NICHOLAS "NICK"	REP THOMPSON, KEVIN	DEM KENNEDY, SANDRA	DEM KUBY, LAUREN	Write-in Totals	Total Votes Cast	IND ADAMS, SCOTT R.	Write-in Totals	Total Votes Cast	
001 Eagle	15	14	1	1	0	31	12	0	12	
002 Blue	28	27	4	3	0	62	25	0	25	
003 Clifton 1	195	197	238	200	3	833	348	8	356	
004 Clifton 2	144	141	175	155	1	616	252	3	255	
005 Morenci	279	277	172	137	0	865	415	4	419	
006 East Plantsite	68	73	32	23	0	196	95	0	95	
0007 York/Sheldon	288	283	138	108	0	817	369	3	372	
008 Duncan	374	381	126	115	6	1,002	449	7	456	
Totals	1,391	1,393	886	742	10	4,422	1,965	25	1,990	

	Clerk of the Superior Court			Justice of the Peace 1			Justice of the Peace 2			
	VOTE FOR 1			VOTE FOR 1			VOTE FOR 1			
	DEM MONTONA, MADELINE	Write-in Totals	Total Votes Cast	IND GUERENA, RICARDO	IND NABOR, GRACE	Write-in Totals	Total Votes Cast	IND SMITH, KAREN	Write-in Totals	Total Votes Cast
001 Eagle	6	2	8	3	10	1	14			
002 Blue	21	0	21	2	23	0	25			
003 Clifton 1	353	17	370	205	242	3	450			
004 Clifton 2	277	5	282	127	204	0	331			
005 Morenci	367	25	392	183	276	2	461			
006 East Plantsite	85	3	88	36	63	1	100			
0007 York/Sheldon	334	16	350	17	8	1	26	365	5	370
008 Duncan	424	16	440					486	8	494
Totals	1,867	84	1,951	573	826	8	1,407	851	13	864

	Constable Precinct 1				Constable Precinct 2		Justice BEENE		
	VOTE FOR 1				VOTE FOR 1		VOTE FOR 1		
	IND ARMSTRONG, JOHN C.	IND NABOR MANUEL	Write-in Totals	Total Votes Cast	Write-in Totals	Total Votes Cast	YES	NO	Total Votes Cast
001 Eagle	9	3	1	13			10	3	13
002 Blue	8	17	0	25			20	1	21
003 Clifton 1	209	226	4	439			304	92	396
004 Clifton 2	150	162	3	315			221	52	273
005 Morenci	215	230	4	449			336	102	438
006 East Plantsite	40	57	1	98			75	21	96
0007 York/Sheldon	13	11	0	24	50	50	298	81	379
008 Duncan					76	76	365	102	467
Totals	644	706	13	1,363	126	126	1,629	454	2,083

	Justice MONTGOMERY			Justice TIMMER			Judge of Superior Court		
	VOTE FOR 1		Total Votes Cast	VOTE FOR 1		Total Votes Cast	VOTE FOR 1		Total Votes Cast
	YES	NO		YES	NO		FORD, JEREMY	Write-in Totals	
001 Eagle	10	3	13	9	3	12	9	1	10
002 Blue	19	3	22	21	1	22	24	0	24
003 Clifton 1	284	108	392	298	91	389	318	11	329
004 Clifton 2	198	68	266	213	54	267	216	4	220
005 Morenci	322	116	438	336	99	435	375	4	379
006 East Plantsite	71	24	95	74	21	95	88	0	88
0007 York/Sheldon	287	91	378	293	81	374	330	8	338
008 Duncan	349	112	461	374	85	459	427	12	439
Totals	1,540	525	2,065	1,618	435	2,053	1,787	40	1,827

	Board Member MUSD #18					PROPOSITION 128		
	VOTE FOR 2					VOTE FOR 1		
	BAKER, KELLY	CAMPBELL, RON	DORRELL, LAURA	Write-in Totals	Total Votes Cast	YES	NO	Total Votes Cast
001 Eagle						3	13	16
002 Blue						4	27	31
003 Clifton 1	269	243	248	3	763	146	300	446
004 Clifton 2	212	172	145	2	531	92	243	335
005 Morenci	325	258	216	4	803	160	311	471
006 East Plantsite	67	60	43	2	172	32	75	107
0007 York/Sheldon	5	4	1	0	10	139	303	442
008 Duncan						170	357	527
Totals	878	737	653	11	2,279	746	1,629	2,375

	PROPOSITION 129			PROPOSITION 130			PROPOSITION 131		
	VOTE FOR 1		Total Votes Cast	VOTE FOR 1		Total Votes Cast	VOTE FOR 1		Total Votes Cast
	YES	NO		YES	NO		YES	NO	
001 Eagle	10	6	16	8	8	16	5	11	16
002 Blue	11	20	31	16	14	30	13	15	28
003 Clifton 1	200	241	441	232	218	450	193	254	447
004 Clifton 2	160	170	330	167	166	333	124	206	330
005 Morenci	261	208	469	280	189	469	198	268	466
006 East Plantsite	47	59	106	57	47	104	55	50	105
0007 York/Sheldon	246	195	441	237	208	445	195	254	449
008 Duncan	318	205	523	305	224	529	233	297	530
Totals	1,253	1,104	2,357	1,302	1,074	2,376	1,016	1,355	2,371

	PROPOSITION 132			PROPOSITION 209			PROPOSITION 211		
	VOTE FOR 1		Total Votes Cast	VOTE FOR 1		Total Votes Cast	VOTE FOR 1		Total Votes Cast
	YES	NO		YES	NO		YES	NO	
001 Eagle	9	6	15	8	8	16	12	4	16
002 Blue	17	14	31	26	5	31	27	4	31
003 Clifton 1	207	239	446	367	85	452	340	105	445
004 Clifton 2	131	197	328	258	72	330	246	78	324
005 Morenci	235	236	471	360	108	468	351	117	468
006 East Plantsite	56	50	106	85	20	105	76	28	104
0007 York/Sheldon	248	197	445	331	120	451	330	115	445
008 Duncan	285	241	526	377	155	532	351	173	524
Totals	1,188	1,180	2,368	1,812	573	2,385	1,733	624	2,357

	PROPOSITION 308			PROPOSITION 309			PROPOSITION 310		
	VOTE FOR 1		Total Votes Cast	VOTE FOR 1		Total Votes Cast	VOTE FOR 1		Total Votes Cast
	YES	NO		YES	NO		YES	NO	
001 Eagle	4	12	16	13	3	16	2	14	16
002 Blue	9	18	27	22	9	31	15	16	31
003 Clifton 1	268	187	455	208	249	457	255	190	445
004 Clifton 2	190	142	332	125	210	335	181	147	328
005 Morenci	211	260	471	268	202	470	246	219	465
006 East Plantsite	44	62	106	62	44	106	52	53	105
0007 York/Sheldon	186	259	445	266	176	442	196	244	440
008 Duncan	176	356	532	330	200	530	261	268	529
Totals	1,088	1,296	2,384	1,294	1,093	2,387	1,208	1,151	2,359

	PROPOSITION 400		
	VOTE FOR 1		
	YES	NO	Total Votes Cast
001 Eagle	4	12	16
002 Blue	20	10	30
003 Clifton 1	274	175	449
004 Clifton 2	191	136	327
005 Morenci	279	191	470
006 East Plantsite	61	44	105
0007 York/Sheldon	230	211	441
008 Duncan	329	200	529
Totals	1,388	979	2,367

**GREENLEE COUNTY
2022 GENERAL ELECTION
November 8, 2022**

AUDIT

PRECINCT/VOTE CENTER NAME	1	2	3	4	5	6	7	8	9	10	11
	BALLOTS ISSUED	BALLOTS SPOILED LINE 4 BALLOT REPORT	TOTAL BALLOTS LINE 10 BALLOT REPORT	PROVISIONAL BALLOTS LINE 12 BALLOT REPORT	UNUSED BALLOTS RETURNED LINE 5 + 5A BALLOT REPORT	MANUAL COUNT LINE 1 & 1a BALLOT REPORT	TOTAL BALLOTS CAST LINE 11 BALLOT REPORT	PROVISIONAL BALLOTS COUNTED	EARLY BALLOTS COUNTED	REJECTED BALLOTS	TOTAL BALLOTS CAST ELECTION SUMMARY REPORT
Eagle	30	0	1	0	29	30	1	0		0	
Blue	40	0	4	0	36	40	4	0		0	
Vote Center 1 - Morenci	624	0	288	1	335	624	288	1		0	
Vote Center 2 - Clifton	624	0	224	4	396	624	224	4		0	
Vote Center 3 - Duncan	624	3	217	2	404	624	217	2		0	
Early Ballots Counted	Early Ballot totals include totals for all ballots cast by voters from any precinct/vote center.								1746	0	
Total Ballots Cast							734	7	1746	0	2487

*Duncan VC - a voter had to be reissued a ballot due to pollworker error, the voter was issued and voted a reissue/provisional ballot. Therefore, the total ballot report line is off by one, from the Electronic PollBook

* Provisional ballot from VC - 2 Clifton. Counting board received ballots from Recorder, a single Provisional ballot that was rejected by the Recorder was inadvertently counted by the counting board, therefore, the total Provisional ballots cast will be off by one. See Provisional ballot report.

**GREENLEE COUNTY
2022 General Election
November 8, 2022**

EARLY VOTING AUDIT

Early Ballots						PROCESSED BY EARLY BOARD				
A	B	C	D	E	F	G		H	I	J
PRECINCT	BALLOTS ISSUED TO RECORDER	Ballots Requested	Ballots Accepted	Ballots Rejected	BALLOTS RETURNED TO ELECTIONS	BALLOTS GIVEN TO EARLY BOARD	RECORDER BATCH #	BALLOTS REJECTED	BALLOTS TO BE COUNTED	EARLY BALLOTS COUNTED
EAGLE	55	15	15	0	40	1150	1 thru 23	0	1150	1150
BLUE	55	29	28	0	26	301	24 thru 29	0	301	301
CLIFTON 1	705	631	351	20	76	295	30 thru 36	0	295	295
CLIFTON 2	505	412	281	9	96					
MORENCI	655	632	279	20	36					
EAST PLANTSITE	205	154	61	4	51					
YORK/SHELDON 7.1-7.2	805	515	310	12	290					
YORK/SHELDON 7.3	101	25	21	0	76					
YORK/SHELDON 7.4	50	5	3	0	45					
DUNCAN 08	655	623	397	23	34					
TOTALS	3791	3041	1746	88	770	1746	36 Batches	0	1746	1746