

GREENLEE COUNTY BOARD OF SUPERVISORS
CLIFTON, ARIZONA

September 4, 2012

The Greenlee County Board of Supervisors met on this date in regular session in the Board Meeting Room, 2nd floor Courthouse Annex, Clifton, Arizona, with the following members present: Richard Lunt, Chairman; David Gomez, Member; and Ron Campbell, Member. Also present were Deborah K. Gale, County Administrator, and Yvonne Pearson, Clerk of the Board.

Chairman Lunt called the meeting to order at 10:00 a.m. and Supervisor Campbell led those present in the Pledge of Allegiance.

The Board convened as the Board of Directors of the Greenlee County Public Health Services District and upon motion by Supervisor Gomez, seconded by Supervisor Campbell, and carried unanimously, the Board approved the Public Health Services District Consent Agenda as follows:

1. Clerk of the Board: Approval of Public Health Services District expense warrants in excess of \$1,000.00
2. Health & County Services Director: Approval of the Intergovernmental Agreement with Arizona Department of Health Services for the Woman, Infant and Children Program effective October 1, 2012 and ending September 30, 2015.
3. Health & County Services Director: Approval of the Intergovernmental Agreement with the Arizona Department of Health Services for the Well Woman Healthcheck Program effective July 1, 2012 and ending June 30, 2013
4. Health & County Services Director: Approval of Amendment #4 of the Intergovernmental Agreement with the Arizona Department of Health Services for the Emergency Preparedness Program

This being the date set for the canvass of the 2012 Primary Election held Tuesday, August 28, 2012, the Board of Supervisors proceeded to canvass the returns as presented. Upon motion by Supervisor Campbell, seconded by Supervisor Gomez, and carried unanimously, the following candidates by virtue of having received the highest number of votes cast were officially declared to be nominees for their respective parties for the county office for the General Election to be held on November 6, 2012. The canvass, in its entirety, will be included in the minutes at the end of this day's proceedings.

<u>Office</u>	<u>Democratic Nominee</u>	<u>Republican Nominee</u>
Board of Supervisors, Dist. 1	David Gomez	None
Board of Supervisors, Dist. 2	None	James Hollestelle

Board of Supervisors, Dist. 3	Richard Lunt	None
Sheriff	Larry Avila	Tim Sumner
County Treasurer	Rene Ontiveros	None
County School Superintendent	Tom Powers	None
County Recorder	Berta Manuz	None
County Assessor	Linda Durr	None

Justice of the Peace, District 1, Grace Nabor, requested that the Board consider a boundary change between the two Justice of the Peace Districts. She stated that due to a decrease in criminal violations being referred to her office she will receive a decrease in salary. She requested that the boundary be repositioned to the center line of Highway 191 and Highway 78 with the south side of the center line being in District 2 and the north side of the center line being in District 1. Currently there is a difference in the number of productivity points between the two districts which directly impacts the salaries of the Justices of the Peace (JP's). She stated that realigning the boundary would make the traffic case workload more evenly distributed which would make the salaries more fairly equal.

Justice of the Peace, District 2, Jon Basteen stated that he agreed with the change in boundaries as presented by JP Nabor. He also presented other statistics related to the number of traffic citations that are being cited by the Sheriffs Deputies comparing the Sheriff's Office to the duties of the Department of Safety (DPS). Sheriff Tucker rebutted the information provided explaining that the responsibilities of the Sheriff are different and more widespread than the duties of DPS. JP Basteen also stated that since he will not be seeking re-election in two years that this would be a good time for the Board to consider combining the two districts into just one district as a cost saving measure.

Upon motion by Supervisor Gomez, seconded by Supervisor Campbell and carried unanimously, the Board approved the change in Justice of the Peace boundaries to be the center line of Highway 191 from the Graham County line to Three Way and the center line of Highway 78 from Three Way to the New Mexico border.

The Board directed the County Administrator to explore the ability to combine the two JP districts into one district.

Upon motion by Supervisor Campbell, seconded by Supervisor Gomez, and carried unanimously, the Board convened into Public Hearing for the Planning and Zoning request by Jack and Nancy Lane to rezone Assessor Parcel 300-92-009 and 300-86-019 from RU36 to TR36 located on Ward Canyon Road.

Mr. Philip Ronnerud, County Engineer, stated that the Planning and Zoning Commission recommended stipulations as presented and to rezone as TR18 instead of TR36. There have been no comments received for or against the request. Chairman Lunt requested

clarification as to what the record of easement is on this property including the road easement. There were no comments from the public present.

The Board reconvened into regular session.

Upon motion by Supervisor Gomez, seconded by Supervisor Campbell, and carried unanimously, the Board tabled the Planning and Zoning request of Jack and Nancy Lane due to the wording on the agenda and the information presented during the public hearing. The item will be brought back at the next Board meeting.

Ms. Pearson requested the cancellation of the following Greenlee County School Governing Board Elections pursuant to Arizona Revised Statutes §15-424(D); Blue Elementary School District; Clifton Unified School District; Eagle Elementary School District; Morenci Unified School District. Upon motion by Supervisor Gomez, seconded by Supervisor Campbell, and carried unanimously, the Board approved the request as presented.

Ms. Gale reported the following:

- It has been determined that the person being convicted of murder in the Looby case has to be sent to Arizona State Hospital instead of the Pima County Hospital for restoration to competency in order to stand trial. The court has determined that the Pima County program is not sufficient for this individual. This will increase the cost to the County significantly.

The Calendar of Events was reviewed.

Upon motion by Supervisor Gomez, seconded by Supervisor Campbell, and carried unanimously, the Board approved the Consent Agenda as follows:

- A. Clerk of the Board: Approval of minutes to previous meetings: 08/06/12; 08/20/12
- B. Clerk of the Board: Approval of expense warrants in excess of \$1,000.00 - Voucher 1010; 1011; 1012; 1014
- C. Clerk of the Board: Approval of General Fund loans in the amount of \$9,744.44; Fund 145 - \$433.25; Fund 146 - \$354.90; Fund 150 - \$3,997.88; Fund 152 - \$222.64; Fund 255 - \$4,735.77
- D. Clerk of the Board: Approval of lease-purchase agreement with Caterpillar Financial Services Corporation for the purchase of one (1) 140M2AWD Caterpillar Motor Grader in the amount of \$298,137.57 to be paid in 72 monthly payments with budgeted Debt Services Funds
- E. IS/IT Manager: Approval to purchase and update the recording system software in the Board Meeting Room/Emergency Operations Center/Justice of the Peace,

District 1 and Justice of the Peace, District 2 Courtroom from AV Innovations in an amount not to exceed \$8,415.45 with budgeted General Funds

F. IS/IT Manager: Approval to purchase a door lock and key management system from Stanley Security Solutions in an amount not to exceed \$2,700.00 with budgeted General Funds

G. IS/IT Manager: Approval to purchase a Dell Data Storage Server from Dell in an amount not to exceed \$4,500.00 with budgeted General Funds

Supervisor Campbell reported the following:

A. He attended the Air Force Training Mission informational meeting with the Blue residents. He stated that Angel Thunder of the Davis Monthan Air Force Base will be conducting training mission exercises in the Blue area. The exercise will include the county Search & Rescue, Sheriff's Office, Marines and residents of Blue. The Blue area is similar to areas in Afghanistan making it an ideal place for the exercises. The exercise will occur in April 2013.

Supervisor Gomez reported the following:

A. The Arizona State University Tourism Student project is on its way to being organized with 67 students showing an interest in coming to Greenlee County to conduct the project. They have asked for assistance with lodging and food discounts. Another teleconference will take place tomorrow at 11:00 a.m. with further discussion to take place regarding the project.

There being no further information to come before the Board of Supervisors, the meeting was adjourned at 11:19 a.m.

APPROVED: /s/ Richard G. Lunt, Chairman

ATTEST: /s/ Yvonne Pearson
Clerk of the Board

DEBORAH K. GALE
County Administrator
(928) 865-2310

YVONNE PEARSON
Clerk of the Board
(928) 865-2072

FACSIMILE (928) 865-9332



BOARD OF SUPERVISORS
P.O. BOX 908
253 5TH STREET
CLIFTON, AZ 85533

DAVID GOMEZ
District 1

RON CAMPBELL
District 2

RICHARD LUNT
District 3

STATE OF ARIZONA)
) ss
COUNTY OF GREENLEE)


CERTIFICATION

I, Yvonne Pearson, Clerk of the Board of Supervisors, County of Greenlee, State of Arizona, do hereby certify that the attached document is a true and correct copy of the Official Returns for the 2012 Primary Election held on August 28, 2012.

IN WITNESS WHEREOF, I have hereunto set my hand and affixed the Official Seal.

Done at Clifton, Arizona, this 4th day of September, 2012.





Yvonne Pearson
Clerk of the Board of Supervisors
Greenlee County

**GREENLEE COUNTY, ARIZONA
PRIMARY ELECTION
AUGUST 28, 2012
OFFICIAL RESULTS**

PAGE 1

	PARTY	P R E C I N C T N U M B E R								TOTAL	%
		1	2	3	4	5	6	7	8		
UNITED STATES SENATOR											
Carmona, Richard	(DEM)	1	5	284	200	76	22	163	144	895	99.22%
Cardon, Wil	(REP)	2	0	7	9	13	1	30	41	103	20.00%
Flake, Jeff	(REP)	8	8	32	46	44	13	66	142	359	69.71%
Hackbarth, Bryan	(REP)	0	2	3	7	4	1	5	6	28	5.44%
Van Steenwyk, Clair	(REP)	0	0	5	3	4	0	7	5	24	4.66%
U.S. REPRESENTATIVE IN CONGRESS DISTRICT 1											
Benally, Baldenegro	(DEM)	0	0	73	31	22	6	36	41	209	19.44%
Kirkpatrick, Ann	(DEM)	2	8	249	196	71	21	165	151	863	80.28%
Gatti, Patrick	(REP)	0	0	3	7	5	1	7	3	26	5.56%
Martin, Gaither	(REP)	2	1	6	4	11	2	15	38	79	16.88%
Paton, Jonathan	(REP)	6	6	30	36	29	6	55	117	285	60.90%
Wade, Douglas	(REP)	0	0	8	12	16	3	20	16	75	16.03%
STATE SENATOR – DIST. 14											
Fleming, Patricia V.	(DEM)	1	5	266	196	71	24	155	141	859	99.54%
Griffin, Gail	(REP)	8	10	44	55	57	13	89	162	438	99.55%
STATE REPRESENTATIVE – DIST. 14											
Leach, Robert	(DEM)	1	3	206	131	44	18	114	103	620	47.40%
Stonebraker, Mark	(DEM)	2	2	211	157	48	16	133	113	682	52.14%
Gowan, David	(REP)	6	10	31	33	38	6	64	133	321	49.84%
Stevens, David	(REP)	3	9	32	39	40	9	66	122	320	49.69%

**GREENLEE COUNTY, ARIZONA
PRIMARY ELECTION
AUGUST 28, 2012
OFFICIAL RESULTS**

PAGE 2

	PARTY	P R E C I N C T N U M B E R								TOTAL	%
		1	2	3	4	5	6	7	8		
CORPORATION COMMISSIONER											
Busching, Marcia	(DEM)	1	2	163	122	35	13	112	76	524	27.77%
Kennedy, Sandra	(DEM)	2	3	207	159	53	16	133	114	687	36.41%
Newman, Paul	(DEM)	1	5	223	151	47	13	133	97	670	35.51%
Bitter Smith, Susan	(REP)	5	10	31	42	31	9	63	121	312	32.47%
Burns, Robert "Bob"	(REP)	5	10	31	44	35	10	63	122	320	33.30%
Stump, Bob	(REP)	8	10	32	37	33	7	62	135	324	33.71%
BOARD OF SUPERVISORS – DIST. 1											
Dunagan, Shane	(DEM)	----	----	56	32	----	----	----	----	88	14.24%
Gomez, David	(DEM)	----	----	153	122	----	----	----	----	275	44.50%
McCullar, "D.D."	(DEM)	----	----	57	26	----	----	----	----	83	13.43%
Seballos, Shaun	(DEM)	----	----	105	66	----	----	----	----	171	27.67%
BOARD OF SUPERVISORS – DIST. 2											
Hollestelle, James	(REP)	7	10	----	----	50	10	----	----	77	100.00%
BOARD OF SUPERVISORS – DIST. 3											
Lunt, Richard	(DEM)	----	----	----	----	----	----	174	178	352	96.44%
SHERIFF											
Andazola, Frank "Beaver"	(DEM)	1	0	48	28	14	6	26	34	157	14.23%
Avila, Larry	(DEM)	1	8	295	199	85	22	161	143	914	82.86%
Hughes, Ray	(REP)	2	1	8	13	10	2	28	44	108	20.97%
Sumner, Tim	(REP)	7	6	35	46	58	12	82	146	392	76.12%

**GREENLEE COUNTY, ARIZONA
PRIMARY ELECTION
AUGUST 28, 2012
OFFICIAL RESULTS**

	PARTY	P R E C I N C T N U M B E R								TOTALS	%
		1	2	3	4	5	6	7	8		
COUNTY TREASURER Ontiveros, Rene	(DEM)	1	8	312	210	89	23	161	154	958	99.17%
COUNTY SCHOOL SUPERINTENDENT Powers, Tom	(DEM)	3	8	310	211	96	21	188	170	1,007	98.73%
COUNTY RECORDER Manuz, Berta	(DEM)	3	8	344	235	96	24	201	181	1,092	99.82%
COUNTY ASSESSOR Durr, Linda	(DEM)	3	6	230	139	61	16	156	163	774	64.93%
Medina, Tommy L.	(DEM)	0	2	139	107	41	11	68	50	418	35.07%



**GREENLEE COUNTY, ARIZONA
PRIMARY ELECTION
AUGUST 28, 2012
OFFICIAL RESULTS**

	P R E C I N C T N U M B E R								TOTALS
	1	2	3	4	5	6	7	8	
Democratic Ballots Cast	3	8	374	249	106	29	231	220	1,220
Democratic Registered Voters	4	11	606	335	407	111	364	412	2,250
Democratic Percentage Voting	75.0%	72.7%	61.7%	74.3%	26.0%	26.1%	63.5%	53.4%	54.2%
Republican Ballots Cast	10	10	49	66	73	16	115	207	546
Republican Registered Voters	10	13	124	106	257	60	165	303	1,038
Republican Percentage Voting	100%	76.9%	39.5%	62.3%	28.4%	26.7%	69.7%	68.3%	52.6%
Americas Elect Ballots Cast	0	0	0	0	0	0	0	0	0
Americas Elect Registered Voters	0	0	0	0	0	0	0	0	0
Americas Percentage Voting	0%	0%	0%	0%	0%	0%	0%	0%	0%
Green Ballots Cast	0	0	0	0	0	0	0	0	0
Green Registered Voters	0	0	0	3	0	0	1	0	4
Green Percentage Voting	0%	0%	0%	0%	0%	0%	0%	0%	0%
Libertarian Ballots Cast	0	0	0	0	0	0	0	2	2
Libertarian Registered Voters	0	0	0	0	6	2	5	5	18
Libertarian Percentage Voting	0%	0%	0%	0%	0%	0%	0%	40.0%	11.1%

**GREENLEE COUNTY, ARIZONA
PRIMARY ELECTION
AUGUST 28, 2012
OFFICIAL RESULTS**

	PRECINCT NUMBER								TOTAL
	1	2	3	4	5	6	7	8	
Ballots From Polls	1	8	94	86	60	14	96	119	478
Early Ballots	11	10	323	227	114	30	245	306	1,266
Less Rejected Ballots	0	0	0	0	0	0	0	0	0
Total Ballots Counted	13	18	423	315	179	45	346	429	1,768
Total Registered Voters	20	32	871	538	935	252	658	891	4,197
Total Percentage Voting	65.00%	56.25%	48.56%	58.55%	19.14%	17.86%	52.58%	48.15%	42.13%
Provisional Ballots	1	0	6	2	5	1	5	4	24

• INCLUDES DEMOCRATS / REPUBLICANS / AMERICAS ELECT / GREEN / LIBERTARIANS

NO	NAME	LOCATION	NO	NAME	LOCATION
1	Eagle	(Eagle Creek School Building)	5	Morenci	(Morenci Club)
2	Blue	(Blue School Building)	6	East Plantsite	(First Assembly of God Church)
3	Clifton 1	(Clifton Community Center – Train Depot)	7	York / Sheldon	(Greenlee County Airport Terminal Building)
4	Clifton 2	(Loma Linda Park Building)	8	Duncan	(County Jockey/Multipurpose Room)

GREENLEE COUNTY, ARIZONA
PRIMARY ELECTION
AUGUST 28, 2012
OFFICIAL RESULTS

PAGE 6

POLLING PLACE ACCESSIBILITY REPORT

All polling places are equipped with the Ballot Call System, with the exception of Precincts 1 & 2, which is placed at handicap parking locations so that voters who need assistance can ring the bell from outside or from their vehicle to request assistance. Curb side voting is available at all polling locations.

Eagle Elementary School Building

Precinct:	#1-Eagle
Accessible? Yes/No:	Yes
# of Registered Voters:	20
Data from on-site inspection:	School building is accessible. No paved parking available.
Measures taken to bring into compliance:	Curb Side voting

Blue Elementary School Building

Precinct:	#2-Blue
Accessible? Yes/No:	Yes
# of Registered Voters:	32
Data from on-site inspection:	School building is accessible. No paved parking available.
Measures taken to bring into compliance:	Curb Side voting

Clifton Community Center (Train Depot)

Precinct:	#3-Clifton 1
Accessible? Yes/No:	Yes
# of Registered Voters:	871
Data from on-site inspection:	Building was remodeled several years ago and is accessible.
Measures taken to bring into compliance:	N/A

Loma Linda Park Building

Precinct:	#4-Clifton 2
Accessible? Yes/No:	Yes
# of Registered Voters:	538
Data from on-site inspection:	This building is accessible
Measures taken to bring into compliance:	N/A

GREENLEE COUNTY, ARIZONA
PRIMARY ELECTION
AUGUST 28, 2012
OFFICIAL RESULTS

Morenci Club

Precinct:	#5-Morenci
Accessible? Yes/No:	Yes
# of Registered Voters:	935
Data from on-site inspection:	This building is accessible
Measures taken to bring into compliance:	N/A

1st Assembly of God Church

Precinct:	#6-East Plantsite
Accessible? Yes/No:	Yes
# of Registered Voters:	252
Data from on-site inspection:	This building is accessible
Measures taken to bring into compliance:	N/A

Greenlee County Airport Terminal Building

Precinct:	#7-York/Sheldon
Accessible? Yes/No:	Yes
# of Registered Voters:	658
Data from on-site inspection:	This building is accessible
Measures taken to bring into compliance:	N/A

County Jockey/Multipurpose Room

Precinct:	#8-Duncan
Accessible? Yes/No:	Yes
# of Registered Voters:	891
Data from on-site inspection:	This building is accessible
Measures taken to bring into compliance:	N/A

GREENLEE COUNTY, ARIZONA
PRIMARY ELECTION
AUGUST 28, 2012
OFFICIAL RESULTS

POLL WORKER TRAINING REPORT

Precinct #1 - Eagle

# of Inspectors:	1
# of Marshals:	0
# of Judges:	2
# of Clerks:	0
Total Trained:	2
# trained who worked election day:	2
Total who worked election day:	3
# of Provisional Ballots counted:	1
# of rosters used at poll:	1

Precinct #2 - Blue

# of Inspectors:	1
# of Marshals:	0
# of Judges:	2
# of Clerks:	0
Total Trained:	2
# trained who worked election day:	2
Total who worked election day:	3
# of Provisional Ballots counted:	0
# of rosters used at poll:	1

Precinct #3 - Clifton 1

# of Inspectors:	1
# of Marshals:	0
# of Judges:	2
# of Clerks:	2
Total Trained:	5
# trained who worked election day:	5
Total who worked election day:	5
# of Provisional Ballots counted:	6
# of rosters used a poll:	1

GREENLEE COUNTY, ARIZONA
PRIMARY ELECTION
AUGUST 28, 2012
OFFICIAL RESULTS

Precinct #4 - Clifton 2

# of Inspectors:	1
# of Marshals:	1
# of Judges:	2
# of Clerks:	2
Total Trained:	6
# trained who worked election day:	6
Total who worked election day:	6
# of Provisional Ballots counted:	2
# of rosters at poll:	1

Precinct #5 - Morenci

# of Inspectors:	1
# of Marshals:	1
# of Judges:	2
# of Clerks:	2
Total Trained:	6
# trained who worked election day:	6
Total who worked election day:	6
# of Provisional Ballots counted:	5
# of rosters at poll:	1

Precinct #6 - East Plantsite

# of Inspectors:	1
# of Marshals:	1
# of Judges:	2
# of Clerks:	2
Total Trained:	6
# trained who worked election day:	6
Total who worked election day:	6
# of Provisional Ballots counted:	1
# of rosters at poll:	1


GREENLEE COUNTY, ARIZONA
PRIMARY ELECTION
AUGUST 28, 2012
OFFICIAL RESULTS

Precinct #7 - York/Sheldon

# of Inspectors:	1
# of Marshals:	1
# of Judges:	2
# of Clerks:	2
Total Trained:	6
# trained who worked election day:	5
Total who worked election day:	6
# of Provisional Ballots counted:	5
# of rosters at poll:	1

Precinct #8 - Duncan

# of Inspectors:	1
# of Marshals:	1
# of Judges:	2
# of Clerks:	2
Total Trained:	6
# trained who worked election day:	6
Total who worked election day:	6
# of Provisional Ballots counted:	4
# of rosters at poll:	1



GREENLEE COUNTY, ARIZONA
PRIMARY ELECTION
AUGUST 28, 2012
OFFICIAL RESULTS

VOTER EDUCATION REPORT

<u>Information</u>	<u>2008</u>	<u>2012</u>
Voter Turnout	39.26%	42.13%
Number of Early Ballots Requested	1,074	1831
Number of Early Ballots Voted	893	1266
Number of Provisional Ballots Counted	42	24
Number of Public Service Announcements	4 (newspaper)	4 (newspaper)
Number of Seminars Providing Education	0	0
Number of Locations Where Voting Equipment is on Public Display	1 (Elections Office)	1 (Elections Office)
Length of Time Voting Systems Were on Public Display	30 days	30 days
Number of Voter Education and Voter Outreach Initiatives	1	0
Estimated Cost	\$400.00	\$300.00

We hereby certify that the above results are true and correct


Richard Lunt, Chairman


David Gomez, Member


Ron Campbell, Member


Yvonne Pearson, Clerk of the Board

Date: September 4, 2012

**GREENLEE COUNTY
PRIMARY ELECTION
AUGUST 30, 2012**

AUDIT

PRECINCT NAME	1	2	3	4	5	6	7	8	9	10	11
	BALLOTS ISSUED	BALLOTS SPOILED LINE 4 BALLOT REPORT	TOTAL BALLOTS LINE 10 BALLOT REPORT	PROVISIONAL BALLOTS LINE 12 BALLOT REPORT	UNUSED BALLOTS RETURNED LINE 5 BALLOT REPORT	MANUAL BALLOT COUNT LINE 1 BALLOT REPORT	EARLY/ PROV. BALLOTS COUNTED	OS TOTAL BALLOTS CAST LINE 11 BALLOT REPORT	TOUCH SCREEN TOTAL BALLOTS CAST LINE 14 BALLOT REPORT	REJECTED BALLOTS	TOTAL BALLOTS CAST ELECTION SUMMARY REPORT
EAGLE	130	0	1	1	128	130	11/1	1	0	0	1
BLUE	130	0	8	0	122	130	10/0	8	0	0	8
CLIFTON 1	660	1	56	6	597	660	323/6	56	38	0	94
CLIFTON 2	330	1	27	2	300	330	227/2	27	59	0	86
MORENCI	660	1	60	7	592	660	114/5	60	0	0	60
EAST PLANTSITE	230	0	14	1	215	230	30/1	14	0	0	14
YORK - SHELDON	380	1	96	5	278	380	245/5	96	0	0	96
DUNCAN	580	0	94	4	482	580	306/4	94	25	0	119
TOTALS	3,100	4	356	26	2,714	3,100	1,266/24	356	122	0	478

Columns 2 + 3 + 4 + 5 = 1 & 6 Columns 7 + 8 + 9 - 10 = 11

**GREENLEE COUNTY
PRIMARY ELECTION
AUGUST 28, 2012**

**EARLY VOTING
AUDIT**

A	B	C	D		E	F	G	H	I
PRECINCT	BALLOT ISSUED TO RECORDER	USED BALLOTS			BALLOTS RETURNED TO BOARD OF SUPERVISORS	BALLOTS GIVEN TO EARLY BOARD	BALLOTS REJECTED	BALLOTS TO BE COUNTED	NUMBER OF TOUCH SCREEN VOTERS
		FOR VOTING	REPLACEMENT	SPOILED					
EAGLE	130	12	0	0	118	11	0	11	0
BLUE	130	11	0	0	119	10	0	10	0
CLIFTON 1	640	439	2	6	193	324	0	324	0
CLIFTON 2	*380	282	2	0	97	227	0	227	0
MORENCI	560	269	2	0	289	114	0	114	0
EAST PLANTSITE	*180	82	0	0	97	30	0	30	0
YORK - SHELDON	430	322	4	1	103	245	0	245	0
DUNCAN	580	411	0	2	167	306	0	306	0
TOTALS	3,030	1,828	10	9	1,183	1,267	0	1,267	0


COLUMN C + D + E = B

COLUMN F - G = H

ENTER H IN COLUMN 7

* Gave voter an Early Ballot from Precinct 6 should have been from Precinct 4

* One Early Ballot was also a Provisional Ballot in Precinct 3



Election Summary Report
 GREENLEE COUNTY
 PRIMARY ELECTION
 AUGUST 28, 2012

Date:09/04/12
 Time:07:54:35
 Page:1 of 5

Summary For Jurisdiction Wide, All Counters, All Races
 OFFICIAL RESULTS

Registered Voters 4197 - Cards Cast 1768 42.13%

Num. Report Precinct 8 - Num. Reporting 8 100.00%

(AEL) United States Senator	AEL	Total	
Number of Precincts		8	
Precincts Reporting		8	100.0 %
Times Counted		0/0	
Total Votes		0	
Write-in Votes		0	N/A

(DEM) U.S. Representative in Congress Dist. 1	DEM	Total	
Number of Precincts		8	
Precincts Reporting		8	100.0 %
Times Counted		1220/2250	54.2 %
Total Votes		1075	
BENALLY BALDENEGRO,		209	19.44%
KIRKPATRICK, ANN		863	80.28%
Write-in Votes		3	0.28%

(AEL) U.S. Representative in Congress Dist. 1	AEL	Total	
Number of Precincts		8	
Precincts Reporting		8	100.0 %
Times Counted		0/0	
Total Votes		0	
Write-in Votes		0	N/A

(DEM) State Senator Dist. 14	DEM	Total	
Number of Precincts		8	
Precincts Reporting		8	100.0 %
Times Counted		1220/2250	54.2 %
Total Votes		863	
FLEMING, PATRICIA V.		859	99.54%
Write-in Votes		4	0.46%

(AEL) State Senator Dist. 14	AEL	Total	
Number of Precincts		8	
Precincts Reporting		8	100.0 %
Times Counted		0/0	
Total Votes		0	
Write-in Votes		0	N/A


(DEM) State Representative Dist. 14	DEM	Total	
Number of Precincts		8	
Precincts Reporting		8	100.0 %
Times Counted		1220/2250	54.2 %
Total Votes		1308	
LEACH, ROBERT		620	47.40%
STONEBRAKER, MARK		682	52.14%
Write-in Votes		6	0.46%

(AEL) State Representative Dist. 14	AEL	Total	
Number of Precincts		8	
Precincts Reporting		8	100.0 %
Times Counted		0/0	
Total Votes		0	
Write-in Votes		0	N/A

(DEM) Corporation Commissioner	DEM	Total	
Number of Precincts		8	
Precincts Reporting		8	100.0 %
Times Counted		1220/2250	54.2 %
Total Votes		1887	
BUSCHING, MARCIA		524	27.77%
KENNEDY, SANDRA		687	36.41%
NEWMAN, PAUL		670	35.51%
Write-in Votes		6	0.32%

(AEL) Corporation Commissioner	AEL	Total	
Number of Precincts		8	
Precincts Reporting		8	100.0 %
Times Counted		0/0	
Total Votes		0	
Write-in Votes		0	N/A

(DEM) United States Senator	DEM	Total	
Number of Precincts		8	
Precincts Reporting		8	100.0 %
Times Counted		1220/2250	54.2 %
Total Votes		902	
CARMONA, RICHARD		895	99.22%
Write-in Votes		7	0.78%



Election Summary Report
 GREENLEE COUNTY
 PRIMARY ELECTION
 AUGUST 28, 2012

Date:09/04/12
 Time:07:54:35
 Page:2 of 5

Summary For Jurisdiction Wide, All Counters, All Races
 OFFICIAL RESULTS

Registered Voters 4197 - Cards Cast 1768 42.13%

Num. Report Precinct 8 - Num. Reporting 8 100.00%

(DEM) Board of Supervisors Dist. 1		DEM	
	Total		
Number of Precincts	2		
Precincts Reporting	2	100.0 %	
Times Counted	623/941	66.2 %	
Total Votes	618		
DUNAGAN, SHANE	88	14.24%	
GOMEZ, DAVID	275	44.50%	
MCCULLAR, "D.D."	83	13.43%	
SEBALLOS, SHAUN	171	27.67%	
Write-in Votes	1	0.16%	

(DEM) County Treasurer		DEM	
	Total		
Number of Precincts	8		
Precincts Reporting	8	100.0 %	
Times Counted	1220/2250	54.2 %	
Total Votes	966		
ONTIVEROS, RENE	958	99.17%	
Write-in Votes	8	0.83%	

(DEM) Board of Supervisors Dist. 2		DEM	
	Total		
Number of Precincts	4		
Precincts Reporting	4	100.0 %	
Times Counted	146/533	27.4 %	
Total Votes	7		
Write-in Votes	7	100.00%	

(DEM) County School Superintendent		DEM	
	Total		
Number of Precincts	8		
Precincts Reporting	8	100.0 %	
Times Counted	1220/2250	54.2 %	
Total Votes	1020		
POWERS, TOM	1007	98.73%	
Write-in Votes	13	1.27%	

(DEM) Board of Supervisors Dist. 3		DEM	
	Total		
Number of Precincts	2		
Precincts Reporting	2	100.0 %	
Times Counted	451/776	58.1 %	
Total Votes	365		
LUNT, RICHARD	352	96.44%	
Write-in Votes	13	3.56%	

(DEM) County Recorder		DEM	
	Total		
Number of Precincts	8		
Precincts Reporting	8	100.0 %	
Times Counted	1220/2250	54.2 %	
Total Votes	1094		
MANUZ, BERTA	1092	99.82%	
Write-in Votes	2	0.18%	

(DEM) County Attorney		DEM	
	Total		
Number of Precincts	8		
Precincts Reporting	8	100.0 %	
Times Counted	1220/2250	54.2 %	
Total Votes	15		
Write-in Votes	15	100.00%	

(DEM) County Assessor		DEM	
	Total		
Number of Precincts	8		
Precincts Reporting	8	100.0 %	
Times Counted	1220/2250	54.2 %	
Total Votes	1192		
DURR, LINDA	774	64.93%	
MEDINA, TOMMY L.	418	35.07%	
Write-in Votes	0	0.00%	

(DEM) Sheriff		DEM	
	Total		
Number of Precincts	8		
Precincts Reporting	8	100.0 %	
Times Counted	1220/2250	54.2 %	
Total Votes	1103		
ANDAZOLA, FRANK "BEA"	157	14.23%	
AVILA, LARRY	914	82.86%	
Write-in Votes	32	2.90%	

(GRN) United States Senator		GRN	
	Total		
Number of Precincts	8		
Precincts Reporting	8	100.0 %	
Times Counted	0/4	0.0 %	
Total Votes	0		
Write-in Votes	0	N/A	

Election Summary Report
 GREENLEE COUNTY
 PRIMARY ELECTION
 AUGUST 28, 2012

Date:09/04/12
 Time:07:54:35
 Page:3 of 5

Summary For Jurisdiction Wide, All Counters, All Races
 OFFICIAL RESULTS

Registered Voters 4197 - Cards Cast 1768 42.13%

Num. Report Precinct 8 - Num. Reporting 8 100.00%

(GRN) U.S. Representative in Congress Dist. 1	GRN	Total
Number of Precincts	8	
Precincts Reporting	8	100.0 %
Times Counted	0/4	0.0 %
Total Votes	0	
Write-in Votes	0	N/A

(LBT) State Senator Dist. 14	LBT	Total
Number of Precincts	8	
Precincts Reporting	8	100.0 %
Times Counted	2/18	11.1 %
Total Votes	0	
Write-in Votes	0	N/A

(GRN) State Senator Dist. 14	GRN	Total
Number of Precincts	8	
Precincts Reporting	8	100.0 %
Times Counted	0/4	0.0 %
Total Votes	0	
Write-in Votes	0	N/A

(LBT) State Representative Dist. 14	LBT	Total
Number of Precincts	8	
Precincts Reporting	8	100.0 %
Times Counted	2/18	11.1 %
Total Votes	1	
Write-in Votes	1	100.00%

(GRN) State Representative Dist. 14	GRN	Total
Number of Precincts	8	
Precincts Reporting	8	100.0 %
Times Counted	0/4	0.0 %
Total Votes	0	
Write-in Votes	0	N/A

(LBT) Corporation Commissioner	LBT	Total
Number of Precincts	8	
Precincts Reporting	8	100.0 %
Times Counted	2/18	11.1 %
Total Votes	1	
Write-in Votes	1	100.00%

(GRN) Corporation Commissioner	GRN	Total
Number of Precincts	8	
Precincts Reporting	8	100.0 %
Times Counted	0/4	0.0 %
Total Votes	0	
Write-in Votes	0	N/A

(REP) United States Senator	REP	Total
Number of Precincts	8	
Precincts Reporting	8	100.0 %
Times Counted	546/1038	52.6 %
Total Votes	515	
CARDON, WIL	103	20.00%
FLAKE, JEFF	359	69.71%
HACKBARTH, BRYAN	28	5.44%
VAN STEENWYK, CLAIR	24	4.66%
Write-in Votes	1	0.19%

(LBT) United States Senator	LBT	Total
Number of Precincts	8	
Precincts Reporting	8	100.0 %
Times Counted	2/18	11.1 %
Total Votes	1	
Write-in Votes	1	100.00%

(REP) U.S. Representative in Congress Dist. 1	REP	Total
Number of Precincts	8	
Precincts Reporting	8	100.0 %
Times Counted	546/1038	52.6 %
Total Votes	468	
GATTI, PATRICK	26	5.56%
MARTIN, GAITHER	79	16.88%
PATON, JONATHAN	285	60.90%
WADE, DOUGLAS	75	16.03%
Write-in Votes	3	0.64%

(LBT) U.S. Representative in Congress Dist. 1	LBT	Total
Number of Precincts	8	
Precincts Reporting	8	100.0 %
Times Counted	2/18	11.1 %
Total Votes	1	
Write-in Votes	1	100.00%

Election Summary Report
 GREENLEE COUNTY
 PRIMARY ELECTION
 AUGUST 28, 2012

Date:09/04/12
 Time:07:54:35
 Page:4 of 5

Summary For Jurisdiction Wide, All Counters, All Races
 OFFICIAL RESULTS

Registered Voters 4197 - Cards Cast 1768 42.13%

Num. Report Precinct 8 - Num. Reporting 8 100.00%

(REP) State Senator Dist. 14	REP	Total	
Number of Precincts		8	
Precincts Reporting		8	100.0 %
Times Counted	546/1038		52.6 %
Total Votes		440	
GRIFFIN, GAIL		438	99.55%
Write-in Votes		2	0.45%

(REP) Board of Supervisors Dist. 3	REP	Total	
Number of Precincts		2	
Precincts Reporting		2	100.0 %
Times Counted	322/468		68.8 %
Total Votes		21	
Write-in Votes		21	100.00%

(REP) State Representative Dist. 14	REP	Total	
Number of Precincts		8	
Precincts Reporting		8	100.0 %
Times Counted	546/1038		52.6 %
Total Votes		644	
GOWAN, DAVID		321	49.84%
STEVENS, DAVID		320	49.69%
Write-in Votes		3	0.47%

(REP) County Attorney	REP	Total	
Number of Precincts		8	
Precincts Reporting		8	100.0 %
Times Counted	546/1038		52.6 %
Total Votes		18	
Write-in Votes		18	100.00%

(REP) Corporation Commissioner	REP	Total	
Number of Precincts		8	
Precincts Reporting		8	100.0 %
Times Counted	546/1038		52.6 %
Total Votes		961	
BITTER SMITH, SUSAN		312	32.47%
BURNS, ROBERT "BOB"		320	33.30%
STUMP, BOB		324	33.71%
Write-in Votes		5	0.52%

(REP) Sheriff	REP	Total	
Number of Precincts		8	
Precincts Reporting		8	100.0 %
Times Counted	546/1038		52.6 %
Total Votes		515	
HUGHES, RAY		108	20.97%
SUMNER, TIM		392	76.12%
Write-in Votes		15	2.91%

(REP) Board of Supervisors Dist. 1	REP	Total	
Number of Precincts		2	
Precincts Reporting		2	100.0 %
Times Counted	115/230		50.0 %
Total Votes		17	
Write-in Votes		17	100.00%

(REP) County Treasurer	REP	Total	
Number of Precincts		8	
Precincts Reporting		8	100.0 %
Times Counted	546/1038		52.6 %
Total Votes		26	
Write-in Votes		26	100.00%

(REP) Board of Supervisors Dist. 2	REP	Total	
Number of Precincts		4	
Precincts Reporting		4	100.0 %
Times Counted	109/340		32.1 %
Total Votes		77	
HOLLESTELLE, JAMES		77	100.00%
Write-in Votes		0	0.00%

(REP) County School Superintendent	REP	Total	
Number of Precincts		8	
Precincts Reporting		8	100.0 %
Times Counted	546/1038		52.6 %
Total Votes		20	
Write-in Votes		20	100.00%

(REP) County Recorder	REP	Total	
Number of Precincts		8	
Precincts Reporting		8	100.0 %
Times Counted	546/1038		52.6 %
Total Votes		20	
Write-in Votes		20	100.00%

Election Summary Report
GREENLEE COUNTY
PRIMARY ELECTION
AUGUST 28, 2012

Date:09/04/12
Time:07:54:35
Page:5 of 5

Summary For Jurisdiction Wide, All Counters, All Races
OFFICIAL RESULTS

Registered Voters 4197 - Cards Cast 1768 42.13%

Num. Report Precinct 8 - Num. Reporting 8 100.00%

(REP) County Assessor	REP	Total
Number of Precincts		8
Precincts Reporting		8 100.0 %
Times Counted	546/1038	52.6 %
Total Votes		20
Write-in Votes		20 100.00%